

6 THINGS YOU MUST DO BEFORE YOUR EXAM



CHECK YOUR WEBCAM & MICROPHONE

Make sure your equipment meets Honorlock's technical requirements at <https://honorlock.com/support>. Note: Tablets are not sufficient for taking a proctored exam.



DOWNLOAD GOOGLE CHROME

at <https://honorlock.com/extension/install>.
(Google Chrome is the required browser for Honorlock)




DOWNLOAD THE HONORLOCK EXTENSION

at <https://honorlock.com/extension/install>.
(You will need the Honorlock extension to enter your exam)



ENSURE STABLE INTERNET CONNECTION

Internet connectivity is typically the #1 problem for test takers.
Make sure you have access to a strong internet connection.
The alternative is to purchase an Ethernet cable.



TEST YOUR SYSTEM

Visit <https://honorlock.com/support> the day before or the day of your exam.
Test your system in the same environment you will be taking the exam.



FIND A QUIET PRIVATE LOCATION

Take your exam at home or in a library or any place you will not be interrupted during the exam

PRE-EXAM CHECKLIST

1. Please visit <https://honorlock.com/support> to check your equipment before logging into your exam. Ensure you are using the same computer that you will be using to take your exam.
2. Please ensure you are in a quiet, private environment. We recommend your home or a library, or any environment where you do not expect to be interrupted during your exam. Please ensure there is also proper lighting so the proctor can see you while reviewing.
3. Please have a valid photo ID ready.
4. Please close all programs, applications and websites that are not relevant to your exam.
5. Please remove hats, sunglasses and headphones.
6. Please remove any physical or digital notes that do not pertain to the exam from your workspace.
7. Please remove any cellphones, tablets, smart watches, or laptops that do not pertain to your exam from the room.

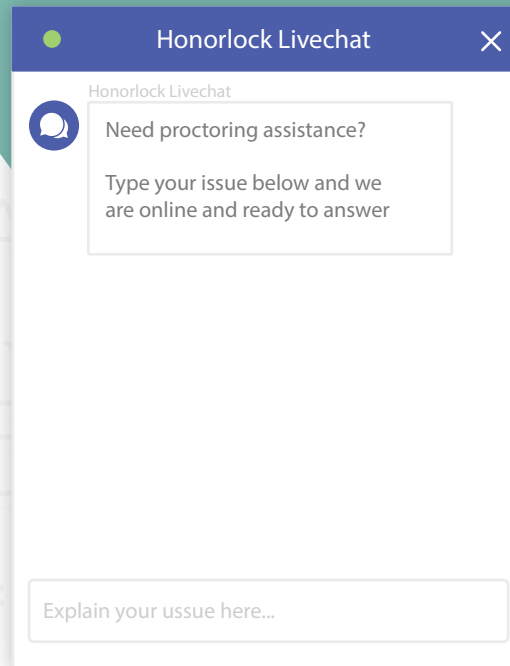
HAVE QUESTIONS?

Honorlock offers 24/7 LiveChat and phone support.

If you have any technical questions before or during your exam simply visit the Honorlock website or click on the chat window (bottom right of the exam)



For questions please visit
<https://honorlock.com/students>
or use the LiveChat at
<https://honorlock.com/requestdemo>



PROCTORED EXAMS


You will take your exam electronically using the course website. You do not have to register with Honorlock or schedule an exam appointment. You will enter your exam through the normal process. In order to enter the exam, you will need to be on Google Chrome and you will need to download the Honorlock extension. If you do not have the extension, you will be prompted upon entering your exam. If you experience any issues entering your exam you will be able to contact Honorlock support VIA the LiveChat or you can call support at (855)-828-4004

HELP DESK SYSTEM CHECK

Prior to each exam, go to the Honorlock system check at
<https://honorlock.com/support>.

The Honorlock system check page checks your equipment and software and gives you a Pass/Fail. It also shows you the current speed of your internet.

For any additional questions visit
www.Honorlock.com



**OPERATING
SYSTEM**



BROWSER



INTERNET